



Getting Started with READsquared!

Creating an Account


- To set up a new account go to <http://cooklib.readsquared.com/>
- Under the login fields select “Don’t have an account? Register now”
- Then select whether you’d like to set up an account for just yourself or for yourself and other readers. Setting up an account for yourself and other readers allows you to record the progress of multiple individual readers under one account. It’s great for tracking the progress of the whole family!
- **NOTE:** For parents/caregivers registering their children, it’s best to start by setting up an account for the adult as the primary account (even if you’re not participating in the program), and then connecting the children’s account to the primary account.
- Next, you’ll be asked what program you’d like to register for. **NOTE:** When registering for yourself and other readers, select the program for the primary user whose email address will be associated with the account.
- You’ll then be asked to fill in your information like your name, email address, and preferred library, and to create a username and password. If you’re creating an account for only yourself, you’re all set and it’s time to get reading!
- If you chose to create an account for yourself and other readers you’ll then be asked add to set up additional readers. **NOTE: The first reader you add on to your primary account is called Additional Reader #2.** You can select the program for each reader and then enter their name and town. For kids, you’ll also be asked for a parent/guardian name as well as their school and grade or age.

Login

Username:

Password:

Login

Don't have an account? [Register now](#) 

Did you forget your password? [Get it by email](#)

Register

Additional Reader #2

After registering this reader you will have the option to register another reader or not.

What program do you want to sign up the reader in? *


[I will choose a program later]

- You can add as many additional readers as you’d like. They will then all be accessible using the same username and password. You are not required to create a unique username and password for each reader.

Navigating Your Account

- When you first login you will be taken to the page for the primary reader. From there, go to the “Account” menu in the top-right hand corner and select “Registered Readers” to see all the readers associated with your account. You can also select a reader from the “Reader Accounts” menu in the top left-hand corner.

Account ▾

My Account 

Texting Options

Advisory Preferences

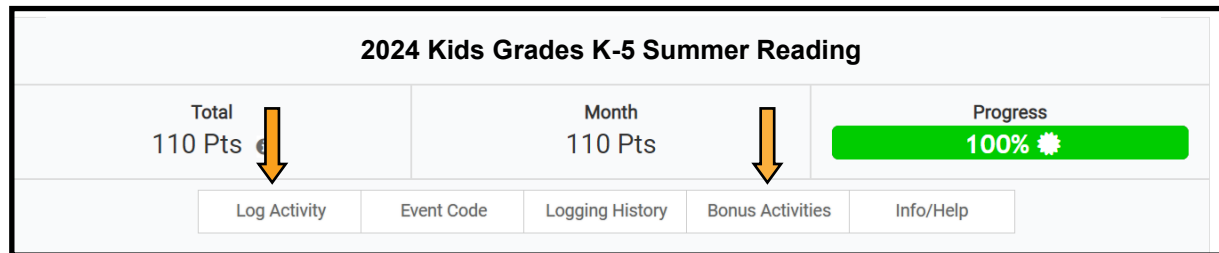
Change Password

Registered Readers

Add Reader or Program

Logging Progress

- There are two ways to earn points for summer reading. You can log your reading, watching, and/or listening, or you can complete bonus activities. These bonus activities include a variety of things you can do both in the library and online. You'll earn badges as you progress. Once you've earned 100 points you've completed the program! Be sure to stop by the library to claim your prize.
- Each reader's homepage will show how many points they have and how much progress they have made towards completing the program.



- **To log any reading, watching, or listening you have done**, click “Log Activity” to enter titles and/or time spent reading.
 - Littles (Birth-Age 5) may log titles of books and audiobooks of reading.
 - Kids (Grades K-5) may log titles of books, audiobooks, graphic novels, magazines, and/or hours of reading.
 - Middles (Grades 6-8) may log titles of books, audiobooks, graphic novels, magazines, music and/or hours of reading.
 - High School (Grades 9-12) may log titles of books, audiobooks, graphic novels, magazines, music, movies/TV shows.
 - Adults may log titles of books, audiobooks, graphic novels, magazines, music, movies/TV shows.
- **To log any bonus activities you've completed** (or just to see what Bonus Activities are a part of the program), click “Bonus Activities.” Bonus activities vary by program and include activities like “Read a Book Outside” and “Listen to the Cook Library Podcast”. Check out each program for more fun ways to earn points!
 - To log an activity, select “Go to Activity” under the name of the activity you have completed then click “Complete Now”. You'll be asked to answer a quick question about what you did and then click “Complete” to complete the activity and get your points!

NOTE: You can complete the program through any combination of reading, watching, listening and bonus activities.

Thank you for participating in summer reading!

Please contact us with any questions!



Cook Memorial Public Library District
413 N. Milwaukee Avenue, Libertyville • 701 Aspen Drive, Vernon Hills
(847) 362-2330 • www.cooklib.org